



STATE ROAD & TOLLWAY AUTHORITY

STATE OF GEORGIA

Nathan Deal, Governor
Chairman

Christopher Tomlinson
Executive Director

FOR IMMEDIATE RELEASE
September 23, 2014

Contact: Office of Marketing & Communications
acarver@georgiatolls.com, 404-893-3003

SRTA Provides I-85 Express Lanes Monthly Travel Data September 23, 2014

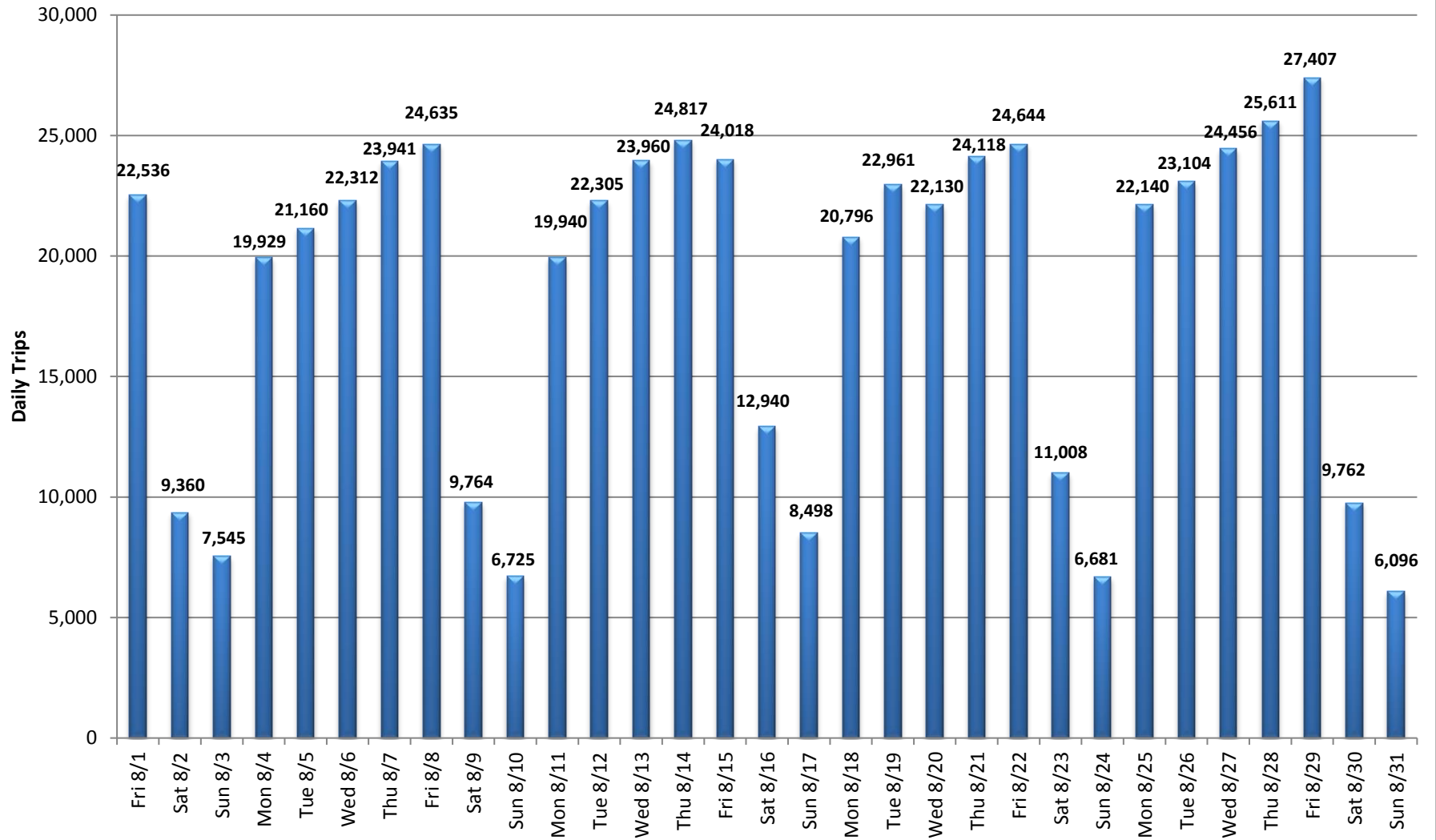
SPECIAL NOTE: I-85 Express Lanes travel data is released monthly. See charts below representing monthly usage.

I-85 Express Lanes: Trips and Fare				
Monthly Summary	Monthly Trips	% of Trips Non-Tolled	Weekday Trips Average*	Daily Fare Average*
August 2014	575,299	14%	23,187	\$2.18
July 2014**	554,471	14%	21,865	\$1.78
June 2014**	524,261	15%	21,682	\$1.79
May 2014	558,076	15%	21,724	\$1.87
April 2014**	531,677	15%	20,141	\$1.76
March 2014	535,259	14%	20,749	\$2.03
February 2014	426,807	14%	20,375	\$2.12
January 2014	427,327	14%	19,120	\$1.84
December 2013**	465,222	14%	19,327	\$1.67
November 2013	476,562	14%	21,160	\$1.88
October 2013	549,192	14%	21,416	\$2.00
September 2013	487,285	14%	20,891	\$2.06
August 2013	527,349	13%	20,768	\$1.72

**Averages do not include Weekends & State Holidays*

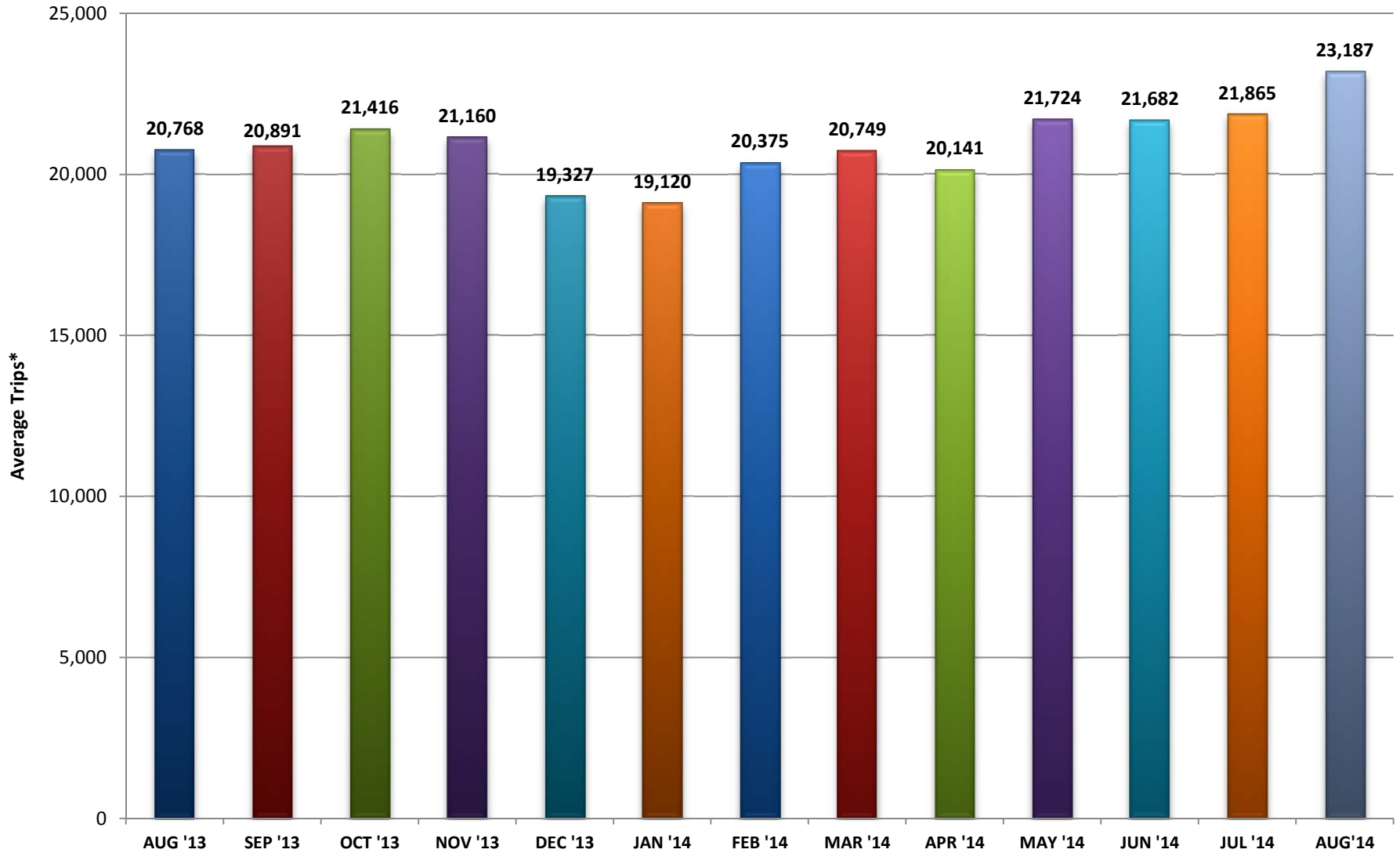
***Data reflects a reduction in overall traffic during Winter Holidays (December and January), Spring Holidays (School and State) and school vacation period (June-July).*

I-85 Express Lanes Daily Trips: August 2014



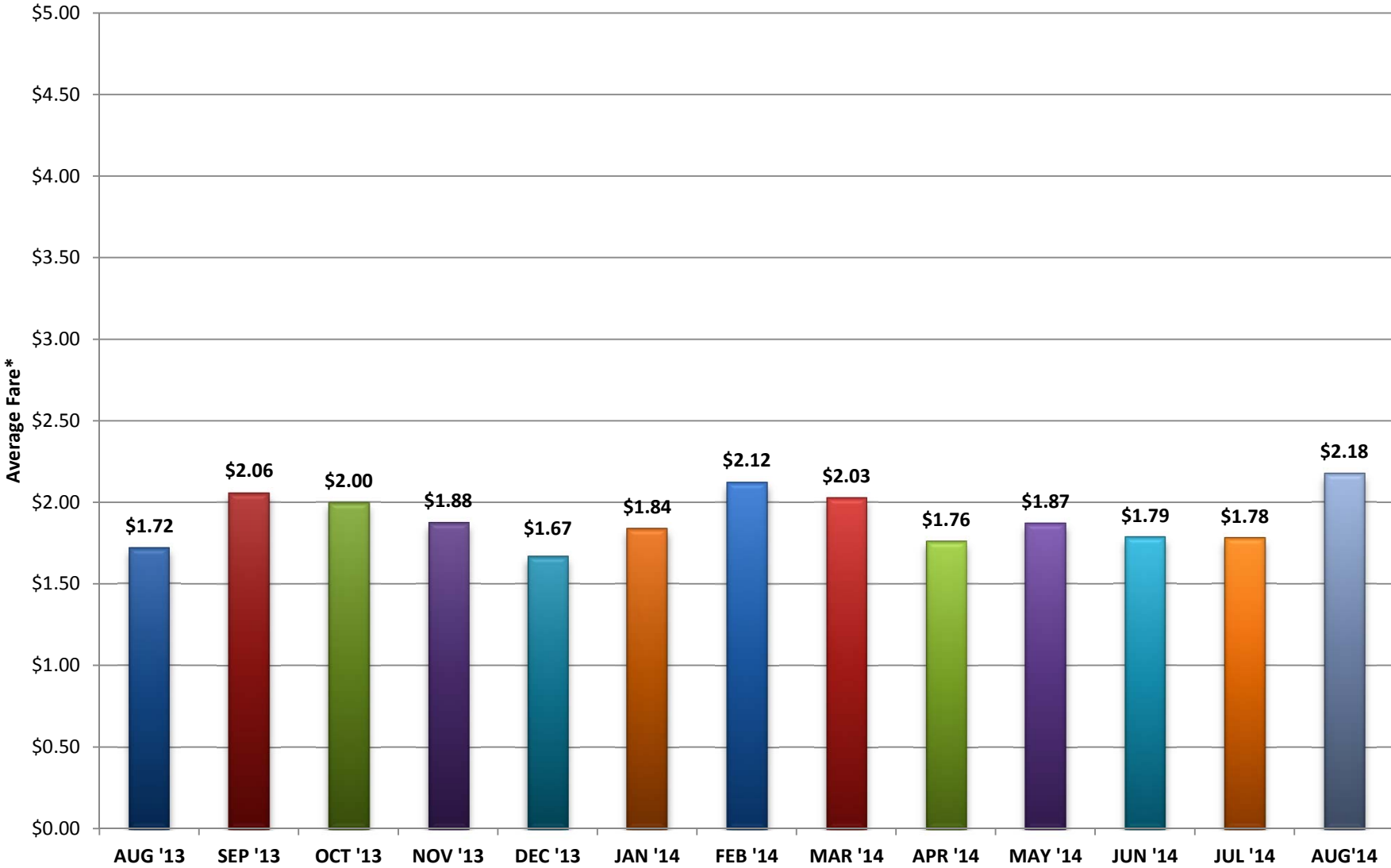
I-85 Express Lanes

Daily Trip Averages by Month*



**Daily Averages do not include Weekends or State Holidays*

I-85 Express Lanes Daily Fare Averages by Month*



**Daily Averages do not include Weekends or State Holidays*